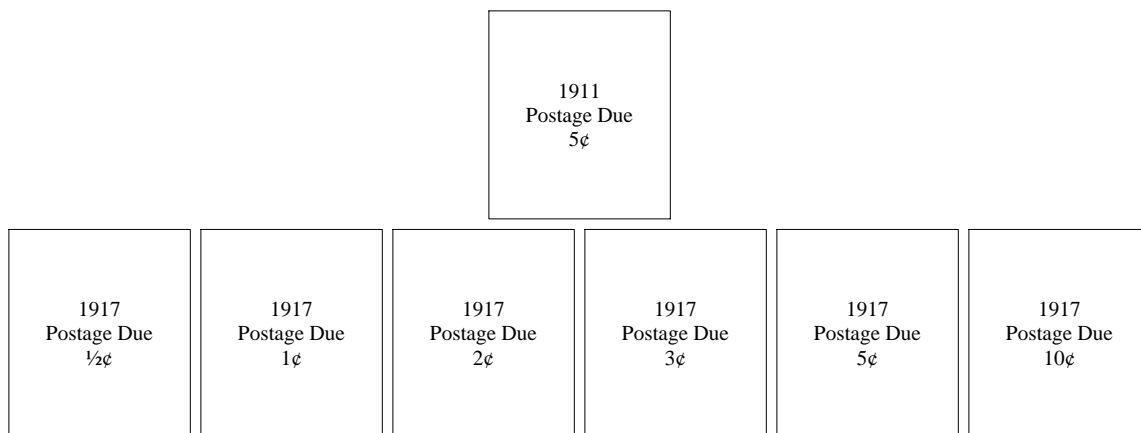



Washington

Aberdeen - Type 466




Aberdeen - Type 549




Washington

Aberdeen - Type 549



Aberdeen - Type 704



Washington

Aberdeen - Type L-1 HS

1917 1¢	1917 2¢	1917 4¢	1917 5¢	1917 6¢	1917 7¢	1917 8¢
1917 9¢	1917 11¢	1917 12¢	1917 15¢	1917 20¢	1917 30¢	1917 50¢
1917 \$1						
1917 Special Delivery 10¢						
1918 Offset 3¢						
1921 pf 10x10 Rotary 1¢						

Washington

Bellingham - Type 236

1917 Postage Due ½¢	1917 Postage Due 1¢	1917 Postage Due 2¢	1917 Postage Due 2¢ inverted	1917 Postage Due 5¢	1917 Postage Due 5¢ inverted
---------------------------	---------------------------	---------------------------	------------------------------------	---------------------------	------------------------------------

Bellingham - Type 413

1908 3¢	1908 4¢	1908 5¢	1908 6¢
1911 Postage Due 1¢		1911 Postage Due 2¢	

1912 1¢	1912 2¢	1912 7¢	1912 8¢	1912 9¢	1912 10¢	1912 12¢
		1912 15¢	1912 20¢	1912 30¢		

Washington

Bellingham - Type 413

1913 Panama Pacific
1¢

1913 Panama Pacific
2¢

1913 Panama Pacific
5¢

1913 Panama Pacific
10¢ orange

1913 Panama Pacific
10¢ yellow

1913 Parcel Post
25¢

1913 Parcel Post
75¢

1914
1¢

1914
2¢

1914
4¢

1914
5¢

1914
6¢

1914
8¢

1914
10¢

1914
12¢

1917
5¢

1917
10¢

1917
20¢

1917 Documentary
Revenue
2¢

1917 Documentary
Revenue
3¢

Washington

Bellingham - Type 413

1918 Air Post
24¢

1918 Offset
2¢

1918 Offset
3¢

Bellingham - Type 458

1908
1¢

1908 Special Delivery
10¢ Scott E7

1912
1¢

Washington

Bellingham - Type 458

1913 Panama Pacific
1¢

1913 Panama Pacific
2¢

1913 Parcel Post
1¢

1913 Parcel Post
2¢

1913 Parcel Post
3¢

1913 Parcel Post
4¢

1916 Coil Perf
10 Vert
5¢

1917
1¢

1917
2¢

1917
3¢

1917
4¢

1917
5¢

1917
6¢

1917
7¢

1917
8¢

1917
9¢

1917
10¢

1917
11¢

1917
12¢

1917
13¢

1917
15¢

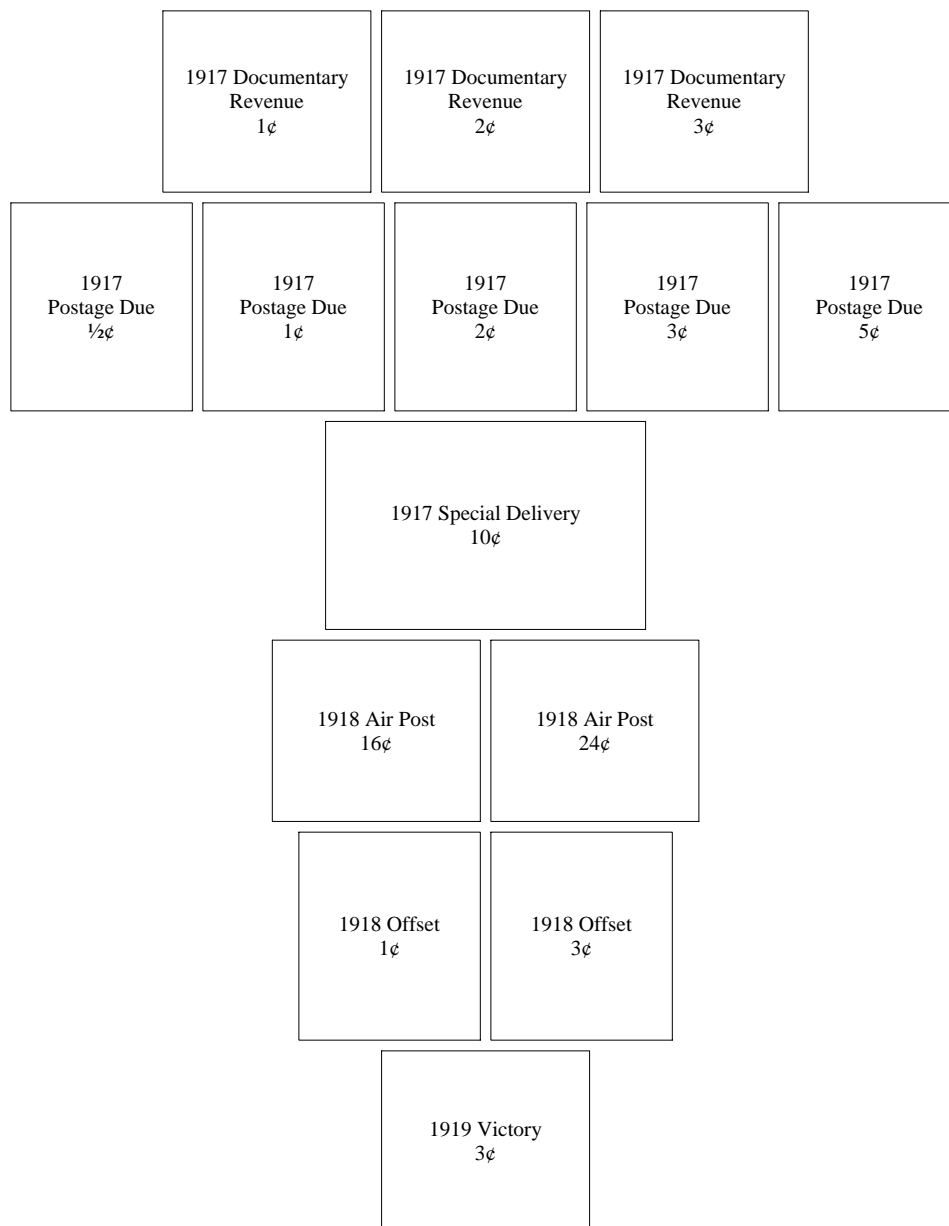
1917
20¢

1917
30¢

1917
50¢


Washington

Bellingham - Type 458

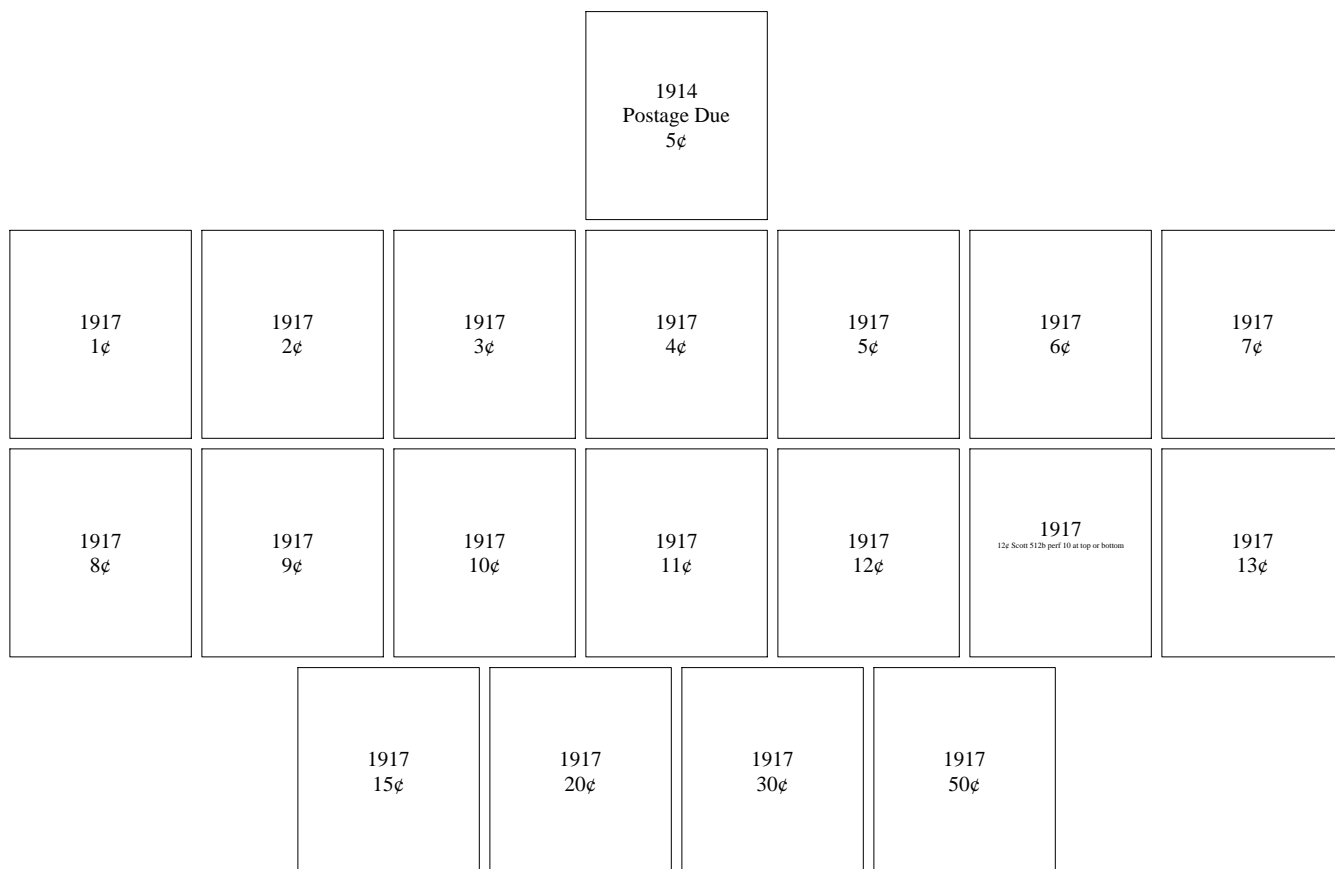


Washington

Bellingham - Type 458

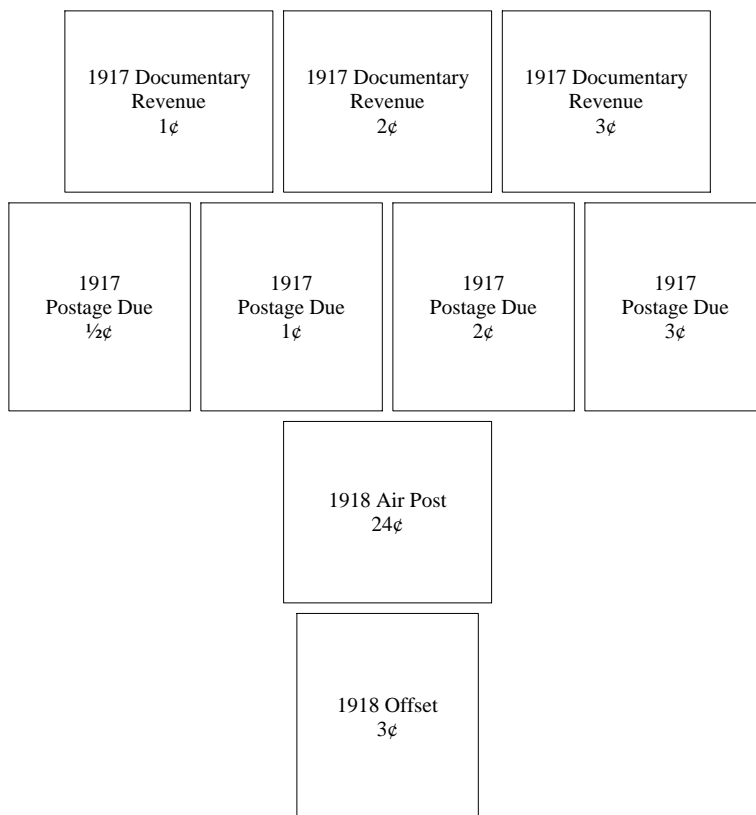


Bellingham - Type 513




Washington

Bellingham - Type 513



Bellingham - Type 518



Washington

Bellingham - Type 518

1912
7¢

1912
9¢

1912
15¢

1912
30¢

1914
4¢

1914
5¢

1914
6¢

1914
7¢

1914
8¢

1914
9¢

1914
10¢

1914
11¢

1914
12¢

1914
20¢

1917
1¢

1917
2¢

1917
4c

1917
5¢

1917
6¢

1917
8c

1917
9¢

1917
10¢

1917
11¢

1917
12¢

1917
15¢

1917
20¢

1917
30¢

1917
50¢

1917 Documentary
Revenue
1¢

1917 Documentary
Revenue
2¢

1917 Documentary
Revenue
3¢

Washington

Bellingham - Type 518

1917
Postage Due
2¢

1918 Air Post
24¢

1918 Offset
3¢

Bellingham - Type L-1 HS

1908
1¢

1908
3¢

1908
4¢

1908
5¢

1908
6¢

1908
10¢

1908
15¢

Washington

Bellingham - Type L-2 HS

1908
1¢

1908
3¢

1908
4¢

1908
5¢

1908
6¢

1908
10¢

1908
15¢

1911
Postage Due
2¢

1911 Registration
10¢

1911 Special Delivery
10¢

1912
1¢

1912
2¢

1912
8¢

1912
10¢

1912
15¢

1913 Panama Pacific
1¢

1913 Panama Pacific
2¢

1913 Panama Pacific
5¢

1913 Panama Pacific
10¢ yellow

Washington

Bellingham - Type L-2 HS

1913 Parcel Post
1¢

1913 Parcel Post
2¢

1913 Parcel Post
3¢

1913 Parcel Post
4¢

1913 Parcel Post
5¢

1913 Parcel Post
10¢

1913 Parcel Post
15¢

1913 Parcel Post
20¢

1913 Parcel Post
25¢

1913 Parcel Post
50¢

1913 Parcel Post
75¢

1914
2¢


1914
4¢

1917
5¢

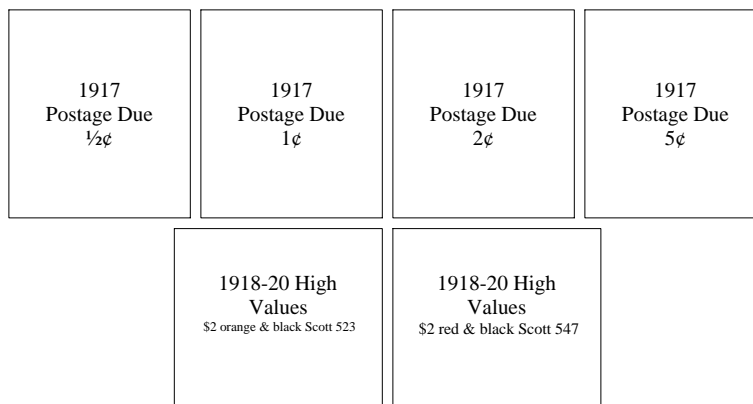
1917
6¢

Washington

Benton City - Type 573

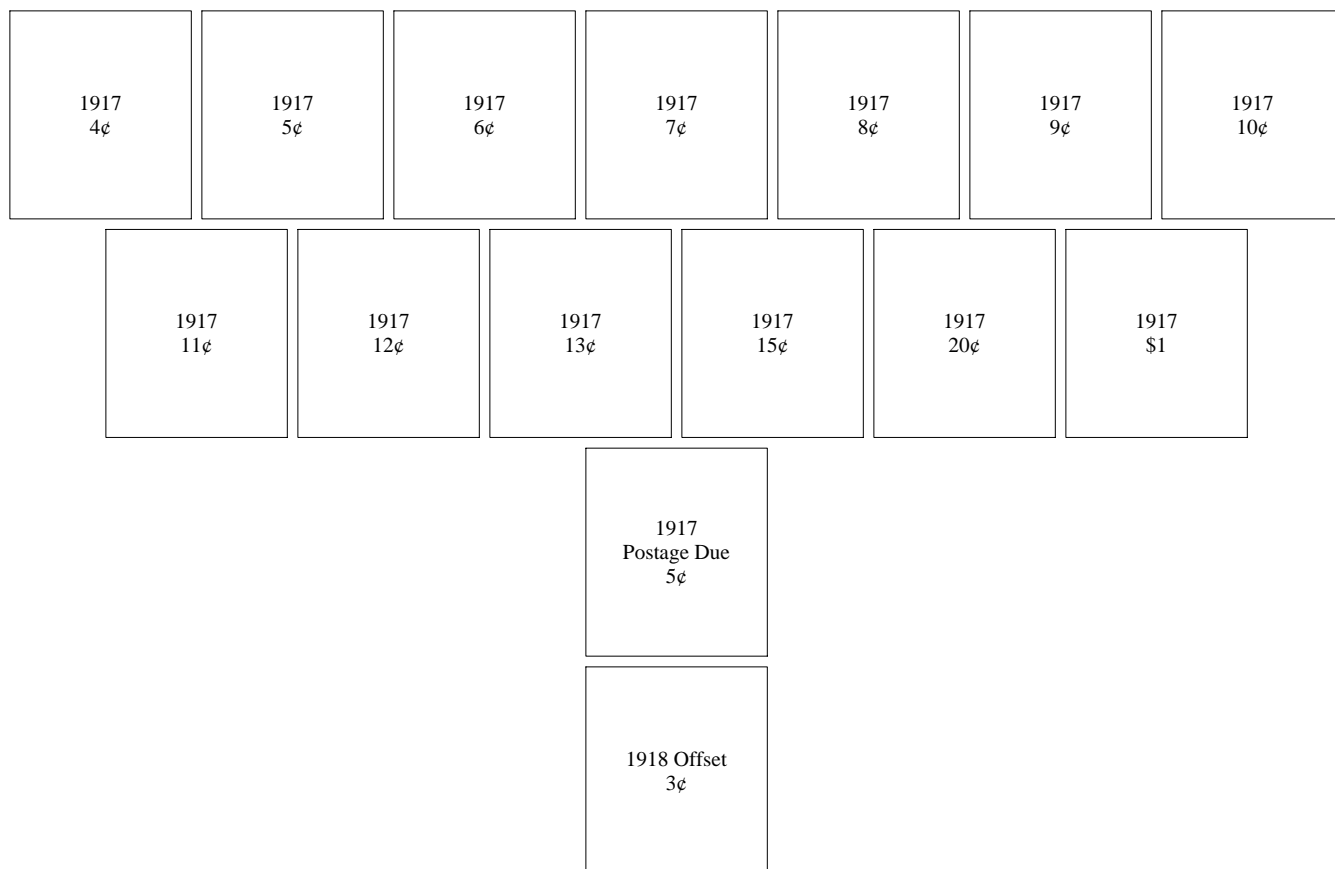


Bremerton - Type 482




Washington

Centralia - Type 456

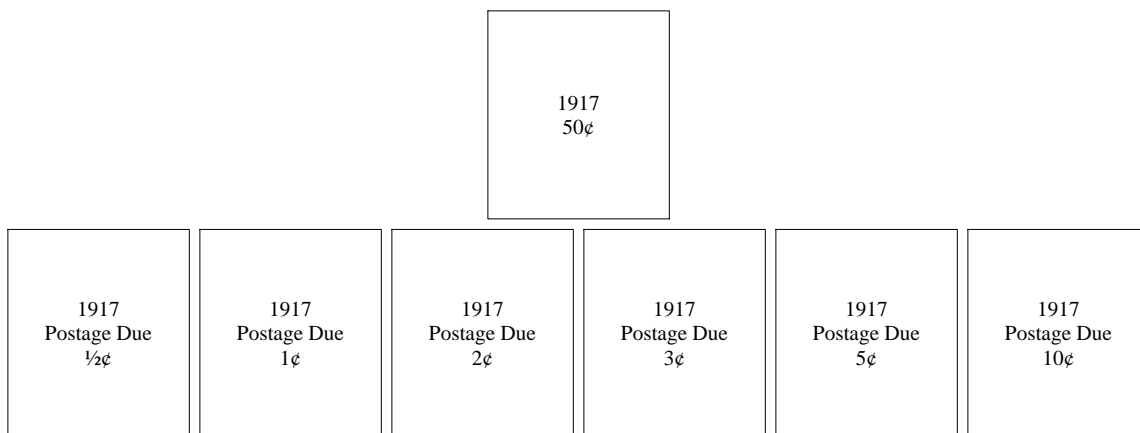


Chehalis - Type 568

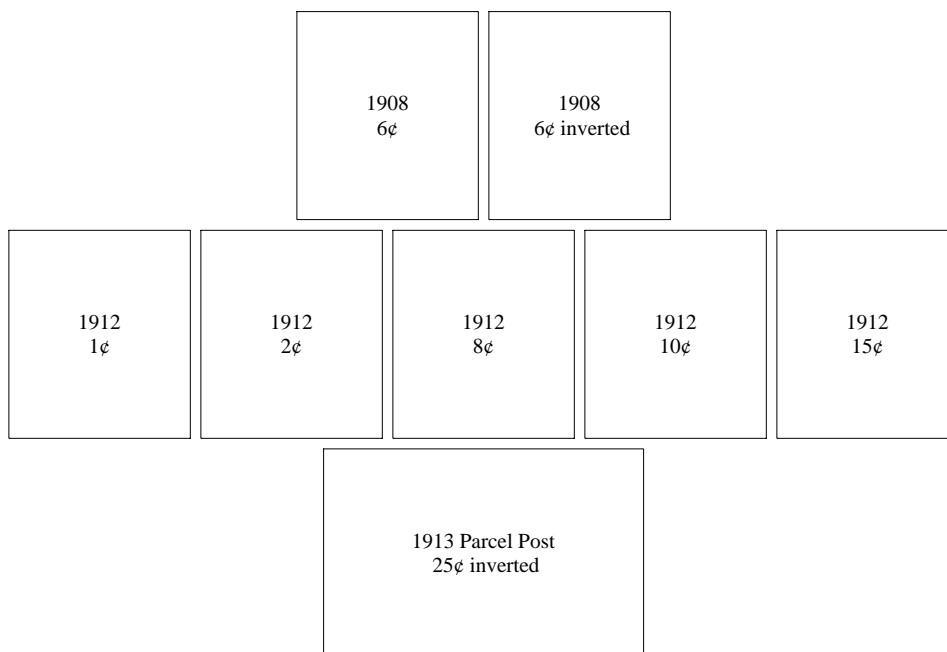


Washington

Chehalis - Type 568



Colfax - Type 205



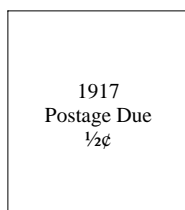
Washington

Colfax - Type 205

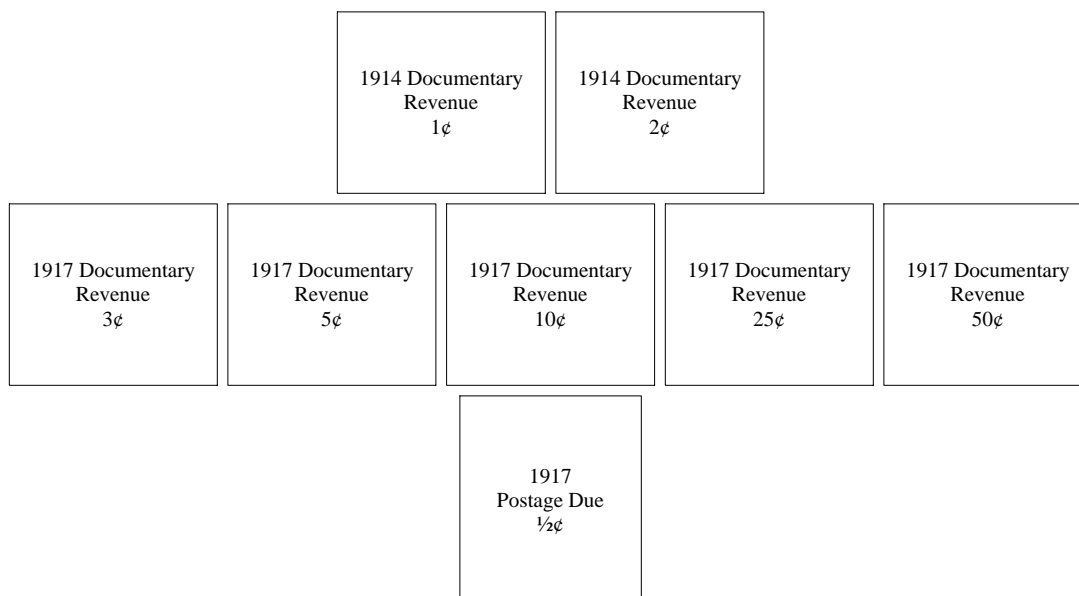
1914 2¢	1914 3¢	1914 3¢ inverted	1914 4¢	1914 5¢	1914 6¢	1914 6¢ inverted
		1914 8¢ inverted	1914 10¢	1914 12¢		
1917 4¢	1917 5¢	1917 8¢	1917 9¢	1917 10¢	1917 10¢ double	1917 12¢
		1917 13¢	1917 20¢			
		1918 Offset 2¢	1918 Offset 3¢	1918 Offset 3¢ inverted		

Washington

Colville - Type 492



Colville - Type 703




Washington

Dayton - Type 457


1917 2¢	1917 4¢	1917 5¢	1917 6¢	1917 8¢	1917 10¢	1917 12¢
		1917 13¢	1917 20¢	1917 30¢		
		1917 Postage Due ½¢	1917 Postage Due 1¢	1917 Postage Due 2¢		
			1918 Offset 3¢			
			1921 pf 10x10 Rotary 1¢			

Washington

Dayton - Type 479



Dayton - Type L-1 HS



Washington

Dayton - Type L-2 HS

1917 5¢	1917 6¢	1917 20¢	1917 30¢
------------	------------	-------------	-------------

Edmonds - Type 492

1917 Postage Due 5¢

Ellensburg - Type L-1 TS



1913 Panama Pacific 2¢ inverted

Washington

Ellensburg - Type L-1 TS



Ellensburg - Type L-2 TS



Washington

Ellensburg - Type L-3 TS

		1914 4¢	1914 5¢	1914 10¢		
1917 1¢	1917 1¢ town inverted	1917 2¢	1917 3¢	1917 5¢	1917 7¢	1917 9¢
1917 10¢	1917 10¢ state over town	1917 12¢	1917 12¢ town inverted	1917 20¢	1917 20¢ town inverted	1917 30¢
			1917 50¢			

Ellensburg - Type L-4 E

1914 7¢

Washington

Ellensburg - Type L-4 E

1917 1¢	1917 1¢ inverted	1917 2¢	1917 2¢ inverted	1917 3¢	1917 4¢	1917 4¢ inverted
1917 5¢	1917 5¢ inverted	1917 6¢	1917 7¢	1917 7¢ inverted	1917 8¢	1917 9¢
1917 9¢ inverted	1917 10¢	1917 10¢ inverted	1917 11¢	1917 12¢	1917 12¢ inverted	1917 15¢
	1917 20¢	1917 20¢ inverted	1917 30¢	1917 50¢	1917 \$1	
		1917 Documentary Revenue 1¢ down	1917 Documentary Revenue 2¢ up			
			1917 Postage Due 1¢			

Washington

Ellensburg - Type L-4 E

1918 Offset 2¢	1918 Offset 2¢ inverted	1918 Offset 3¢	1918 Offset 3¢ inverted	1918 Offset 3¢ up	1918 Offset 3¢ double (NU)
		1921 pf 10x10 Rotary 1¢	1921 pf 10x10 Rotary 1¢ inverted		

Ellensburg - Type L-5 TS

	1908 4¢	1908 4¢ thick line above; thin below	1908 5¢	
	1912 1¢	1912 1¢ thick line above; thin below	1912 10¢	
1914 1¢	1914 2¢	1914 4¢	1914 5¢	1914 10¢

Washington

Everett - Type 703

1916 Coil Perf
10 Horiz
2¢

Hoquiam - Type L-1 HS

1917
1¢

1917
13¢

1917
\$1

1917
Postage Due
1¢

1917
Postage Due
2¢

1917
Postage Due
5¢


1917
Postage Due
10¢

1918 Offset
1¢


1921 pf 10x10
Rotary
1¢

Washington


Kent - Type 489



Kent - Type 701




La Conner - Type L-1 TS










Washington

Leavenworth - Type 633

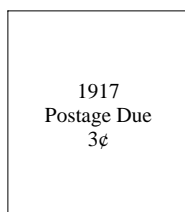


Longview - Type 549

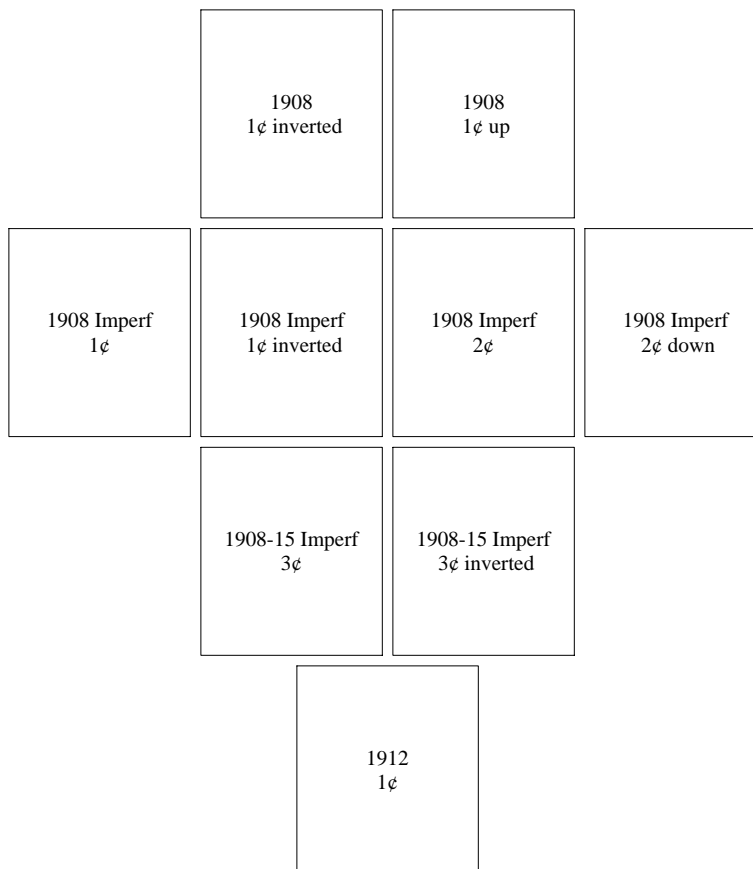


Washington

Longview - Type 703



Olympia - Type 212



Washington

Olympia - Type 212

1912-17 Imperf
1¢

1912-17 Imperf
1¢ inverted

1912-17 Imperf
2¢

1913 Panama Pacific
1¢

1913 Panama Pacific
1¢ inverted

1913 Panama Pacific
1¢ down

1913 Panama Pacific
2¢

1913 Panama Pacific
2¢ inverted

1913 Panama Pacific
2¢ up

1913 Parcel Post
1¢

1913 Parcel Post
1¢ inverted

1913 Parcel Post
1¢ down

1913 Parcel Post
2¢

1913 Parcel Post
2¢ up

1913 Parcel Post
2¢ down

1913 Parcel Post
3¢ inverted

1913 Parcel Post
3¢ up

1913 Parcel Post
3¢ down

1913 Parcel Post
10¢ down

Washington

Olympia - Type 212

1913 Parcel Post Postage Due
1¢ inverted

1914
1¢

1914
7¢

1914
10¢

1916 Coil Perf
10 Horiz
1¢ up

1916 Coil Perf
10 Vert
1¢ inverted

1916 Coil Perf
10 Vert
2¢ inverted

1916 Coil Perf
10 Vert
3¢

1917
1¢

1917
1¢ up

1917
2¢

1917
3¢

1917
3¢ up

1917
4¢

1917
5¢

1917
5¢ inverted

1917
5¢ up

1917
5¢ down

1917
6¢

1917
6¢ double

1917
7¢

1917
7¢ double

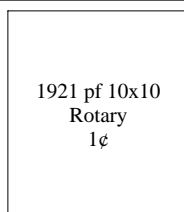
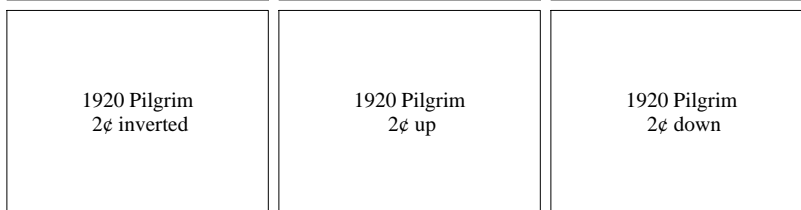

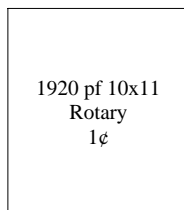
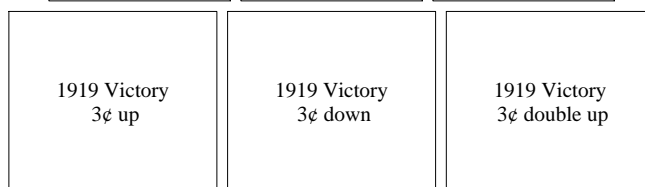
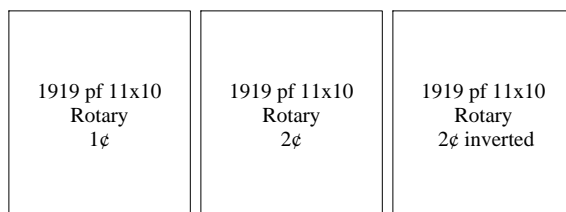
Washington

Olympia - Type 212

1917 8¢	1917 8¢ inverted	1917 8¢ down	1917 9¢	1917 10¢	1917 10¢ inverted	1917 11¢
1917 12¢	1917 13¢	1917 15¢	1917 20¢	1917 20¢ inverted	1917 20¢ down	1917 30¢
	1917 50¢	1917 50¢ inverted	1917 50¢ up	1917 \$1	1917 \$1 inverted	
		1917 Postage Due 1¢	1917 Postage Due 2¢	1917 Postage Due 3¢	1917 Postage Due 5¢	
	1918 Air Post 6¢ inverted	1918 Air Post 16¢ inverted	1918 Air Post 24¢	1918 Air Post 24¢ inverted		
	1918 Offset 2¢	1918 Offset 2¢ inverted	1918 Offset 3¢	1918 Offset 3¢ up		

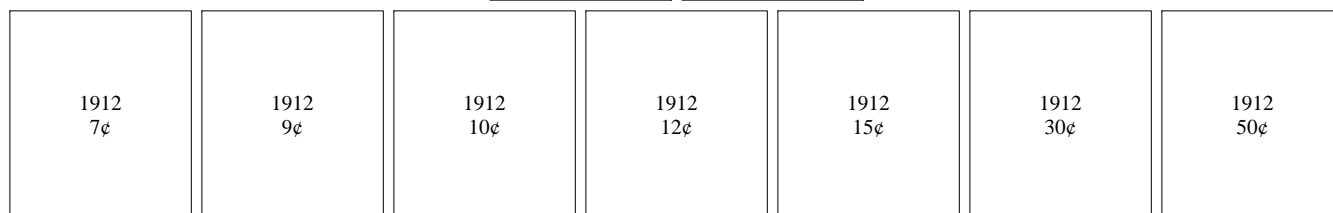
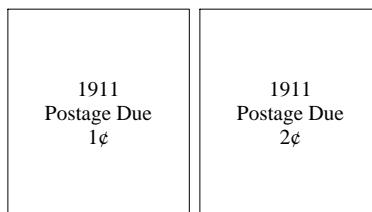
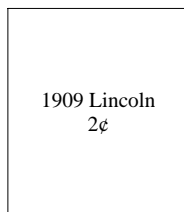



Washington

Olympia - Type 212



Washington

Olympia - Type 461



Washington

Olympia - Type 461

1913 Panama Pacific 2¢		1913 Panama Pacific 10¢ orange				
1913 Parcel Post 1¢	1913 Parcel Post 2¢		1913 Parcel Post 3¢			
1913 Parcel Post Postage Due 1¢		1913 Parcel Post Postage Due 5¢				
1914 1¢	1914 2¢	1914 3¢	1914 4¢	1914 5¢	1914 6¢	1914 7¢
1914 8¢	1914 9¢	1914 10¢	1914 11¢	1914 12¢	1914 15¢	1914 20¢
1914 30¢						

Washington

Olympia - Type 461

1914
Postage Due
1¢

1914
Postage Due
2¢

1917
1¢

1917
2¢

1917
4c

1917
5¢

1917
6¢

1917
7c

1917
8¢

1917
9¢

1917
10¢

1917
11¢

1917
12¢

1917
13¢

1917
15¢

1917
20¢

1917
30¢

1917
50¢

1917
\$1

1917 Documentary
Revenue
1¢

1917 Documentary
Revenue
2¢

1917 Documentary
Revenue
3¢

1917 Documentary
Revenue
4¢

1917
Postage Due
1/2¢

1917
Postage Due
1¢

1917
Postage Due
2¢

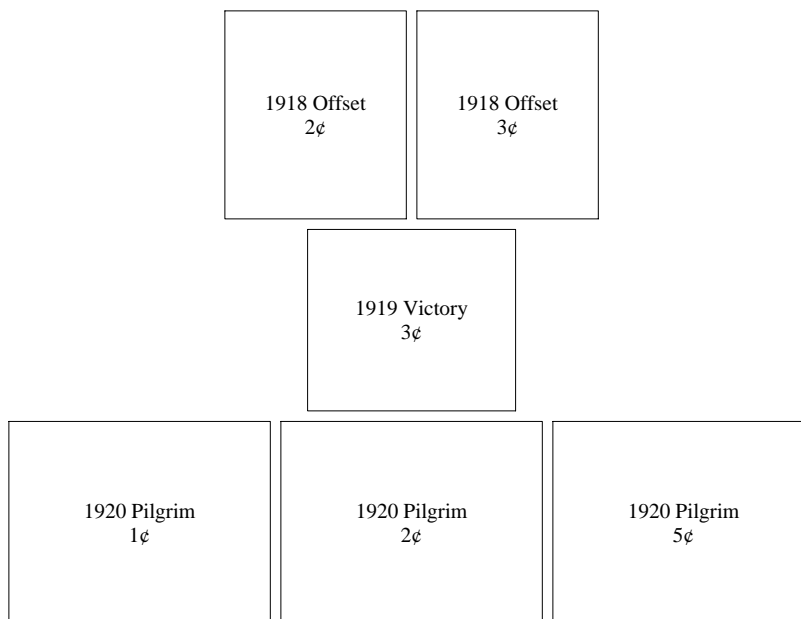
1917
Postage Due
3¢

1917
Postage Due
5¢


1917
Postage Due
10¢

Washington

Olympia - Type 461



Olympia - Type L-1 HS



Washington

Olympia - Type L-1 HS

1912 1¢	1912 2¢	1912 7¢	1912 8¢	1912 9¢	1912 10¢	1912 12¢
	1912 15¢	1912 20¢	1912 30¢	1912 50¢		
		1912-17 Imperf 1¢				
1913 Panama Pacific 2¢	1913 Panama Pacific 10¢ orange	1913 Panama Pacific 10¢ yellow				
1913 Parcel Post 1¢	1913 Parcel Post 2¢					
	1913 Parcel Post Postage Due 1¢					


Washington

Olympia - Type L-1 HS


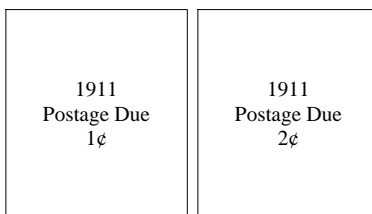
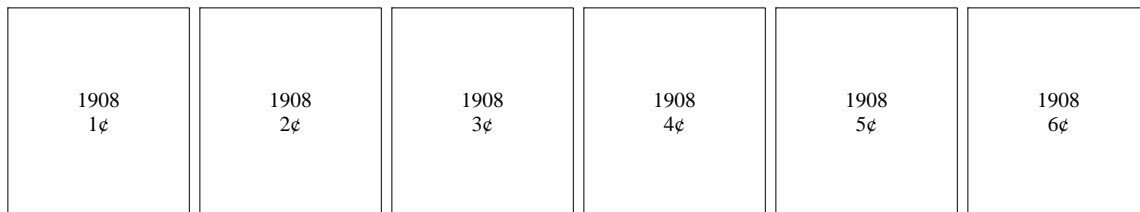
1914 1¢	1914 2¢	1914 3¢	1914 4¢	1914 5¢	1914 6¢	1914 7¢
1914 8¢	1914 9¢	1914 10¢	1914 11¢	1914 12¢	1914 15¢	1914 20¢
		1914 Postage Due 1¢	1914 Postage Due 2¢	1914 Postage Due 3¢		
			1916 Coil Perf 10 Vert 1¢			
		1917 6¢	1917 12¢	1917 20¢		
	1917 Postage Due 1¢	1917 Postage Due 2¢	1917 Postage Due 3¢	1917 Postage Due 5¢		

Washington

Olympia - Type L-1 HS

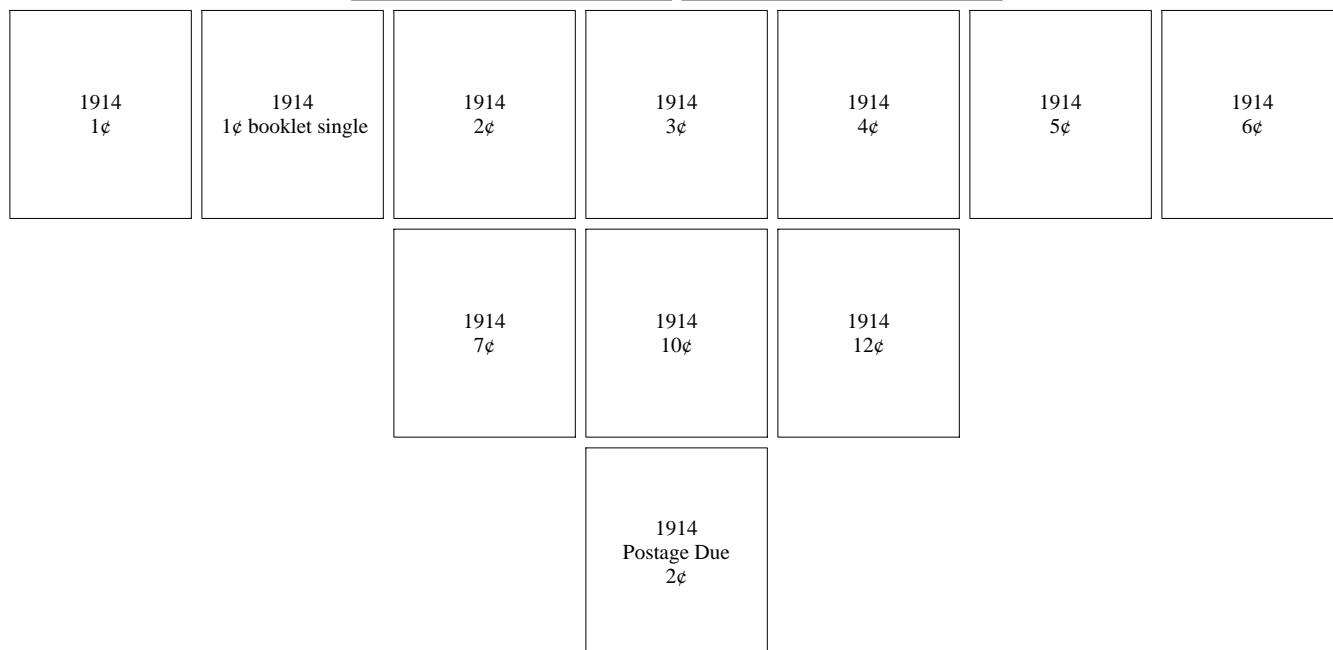

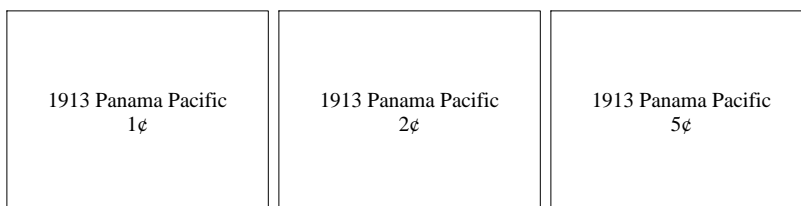


Olympia - Type L-2 HS



Washington

Olympia - Type L-2 HS



Washington

Onalaska - Type 608

1908
2¢

1912-17 Imperf
1¢

1917
1¢ booklet single

1917
9¢

Opportunity - Type 471

1917
Postage Due
½¢

1917
Postage Due
1¢

1917
Postage Due
2¢

Washington

Port Angeles - Type 577

1917 1¢	1917 4¢	1917 5¢	1917 6¢	1917 7¢	1917 8¢	1917 9¢
1917 11¢	1917 12¢	1917 13¢	1917 15¢	1917 20¢	1917 \$1	
		1917 Postage Due 1¢	1917 Postage Due 5¢	1917 Postage Due 10¢		
			1918 Offset 3¢			
			1919 Victory 3¢			
			1921 pf 10x10 Rotary 1¢			

Washington

Raymond - Type 457

1919 Victory
3¢

Raymond - Type L-1 HS

1917
1¢

1917
2¢

1917
3¢

1917
4¢

1917
6¢

1917
7¢

1917
8¢

1917
9¢

1917
11¢

1917
12¢

1917
15¢

1917
20¢

1917
30¢

1917
50¢

Washington

Seattle - Type 162

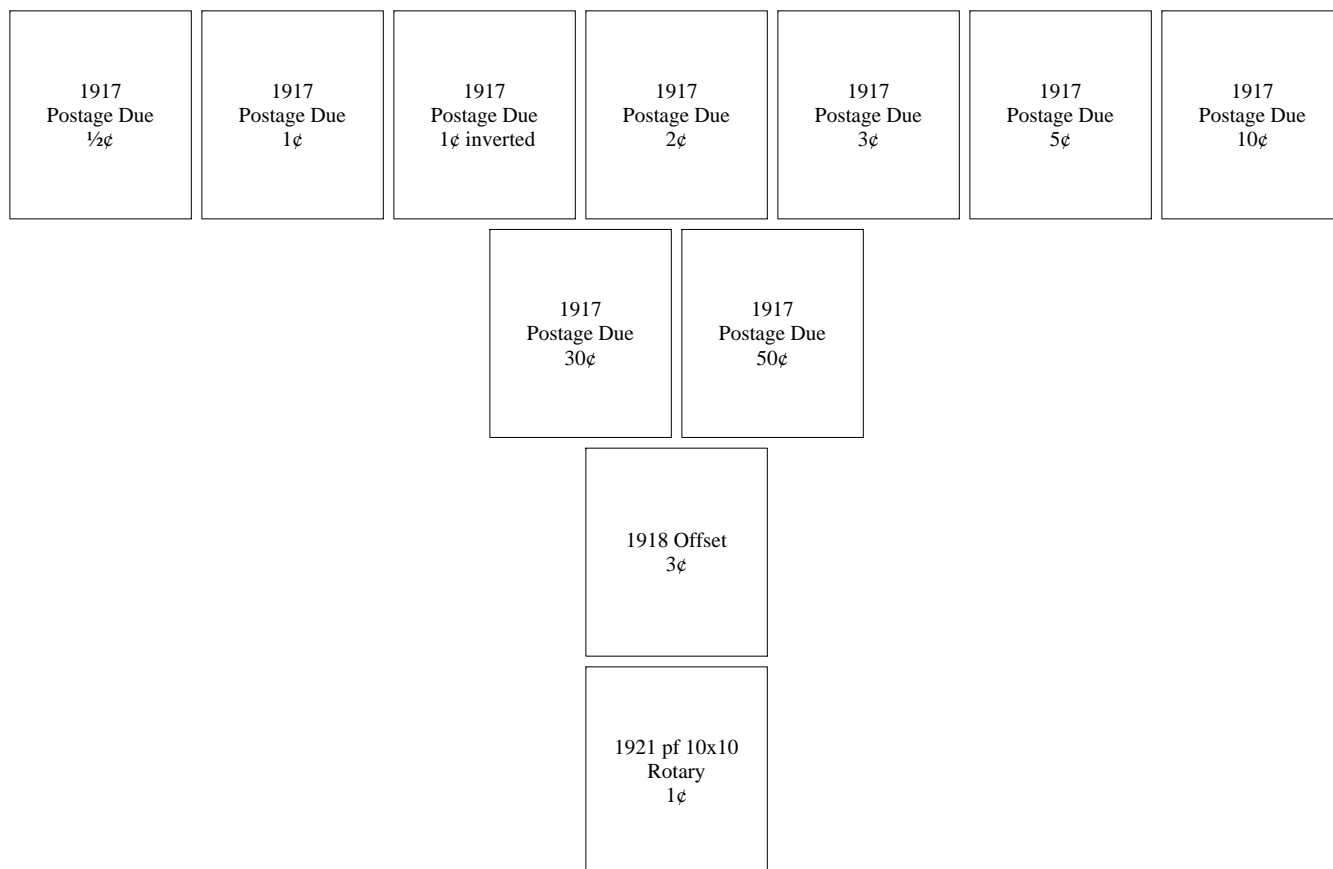
1916 Coil Perf 10 Vert 1¢	1916 Coil Perf 10 Vert 1¢ down	1916 Coil Perf 10 Vert 1¢ double (UD)	1916 Coil Perf 10 Vert 2¢	1916 Coil Perf 10 Vert 4¢ down	1916 Coil Perf 10 Vert 5¢ up	1916 Coil Perf 10 Vert 5¢ down
		1916 Coil Perf 10 Vert 5¢ double (UD)	1916 Coil Perf 10 Vert 10¢ down			

Seattle - Type 225

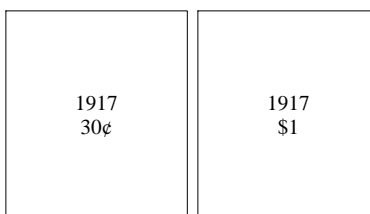
1917 2¢	1917 3¢	1917 6¢	1917 7¢	1917 8¢	1917 8¢ double	1917 9¢
1917 11¢	1917 12¢	1917 12¢ inverted	1917 13¢	1917 15¢	1917 15¢ double	1917 20¢
		1917 30¢	1917 30¢ double	1917 50¢	1917 \$1	

Washington

Seattle - Type 225



Seattle - Type 236



Washington

Seattle - Type 236

1917 Postage Due ½¢	1917 Postage Due 1¢	1917 Postage Due 2¢	1917 Postage Due 2¢ inverted	1917 Postage Due 2¢ double	1917 Postage Due 3¢	1917 Postage Due 5¢
	1917 Postage Due 10¢	1917 Postage Due 10¢ double	1917 Postage Due 10¢ blue ink	1917 Postage Due 30¢	1917 Postage Due 50¢	

Seattle - Type 243

1917 Postage Due ½¢	1917 Postage Due 1¢	1917 Postage Due 2¢	1917 Postage Due 3¢	1917 Postage Due 5¢	1917 Postage Due 10¢	1917 Postage Due 30¢
---------------------------	---------------------------	---------------------------	---------------------------	---------------------------	----------------------------	----------------------------


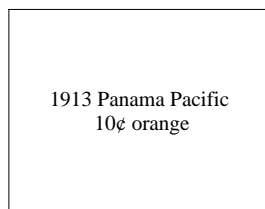
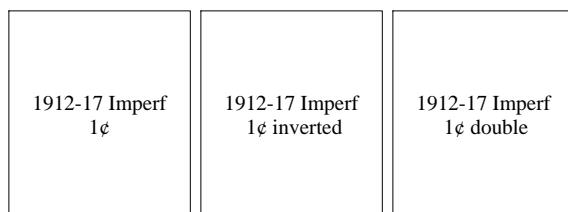
Washington

Seattle - Type L-1 E

1908 1¢	1908 3¢	1908 3¢ double	1908 4¢	1908 4¢ inverted	1908 4¢ double	1908 5¢
	1908 5¢ double	1908 6¢	1908 6¢ double	1908 6¢ double (NdiagD)	1908 50¢	
	1911 Postage Due 1¢	1911 Postage Due 2¢	1911 Postage Due 2¢ double	1911 Postage Due 5¢	1911 Postage Due 10¢	
1912 1¢	1912 1¢ inverted	1912 1¢ double	1912 2¢	1912 2¢ inverted	1912 7¢	1912 7¢ double
1912 8¢	1912 8¢ inverted	1912 8¢ double	1912 8¢ triple	1912 9¢	1912 9¢ inverted	1912 9¢ double
	1912 10¢	1912 10¢ double	1912 15¢	1912 15¢ double	1912 50¢	1912 50¢ double

Washington

Seattle - Type L-1 E



Washington

Seattle - Type L-1 E

1914 15¢				1914 15¢ inverted		1914 15¢ double		1914 50¢					
1917 1¢		1917 1¢ inverted		1917 1¢ double		1917 2¢		1917 2¢ inverted		1917 2¢ double invert		1917 3¢	
1917 3¢ double		1917 4¢		1917 4¢ double		1917 5¢		1917 5¢ inverted		1917 5¢ double		1917 6¢	
1917 6¢ inverted		1917 6¢ double		1917 7¢		1917 7¢ inverted		1917 7¢ double		1917 7¢ double (NI)		1917 8¢	
1917 8¢ inverted		1917 8¢ double		1917 9¢		1917 9¢ inverted		1917 9¢ double		1917 10¢		1917 10¢ inverted	
1917 10¢ double		1917 11¢		1917 11¢ double		1917 12¢		1917 15¢		1917 15¢ double		1917 20¢	

Washington

Seattle - Type L-1 E

1917 20¢ double	1917 30¢	1917 50¢	1917 50¢ inverted	1917 50¢ double	1917 \$1	
1917 Documentary Revenue 1¢ down	1917 Documentary Revenue 2¢ down	1917 Documentary Revenue 3¢ up	1917 Documentary Revenue 4¢ up	1917 Documentary Revenue 5¢ up		
1918 Offset 1¢	1918 Offset 1¢ inverted	1918 Offset 1¢ double	1918 Offset 2¢	1918 Offset 2¢ double	1918 Offset 3¢	1918 Offset 3¢ double
		1921 pf 10x10 Rotary 1¢	1921 pf 10x10 Rotary 1¢ double			
			1922 Perf 11x11 Rotary 1¢ Scott 544			

Washington

Seattle - Type L-2 E

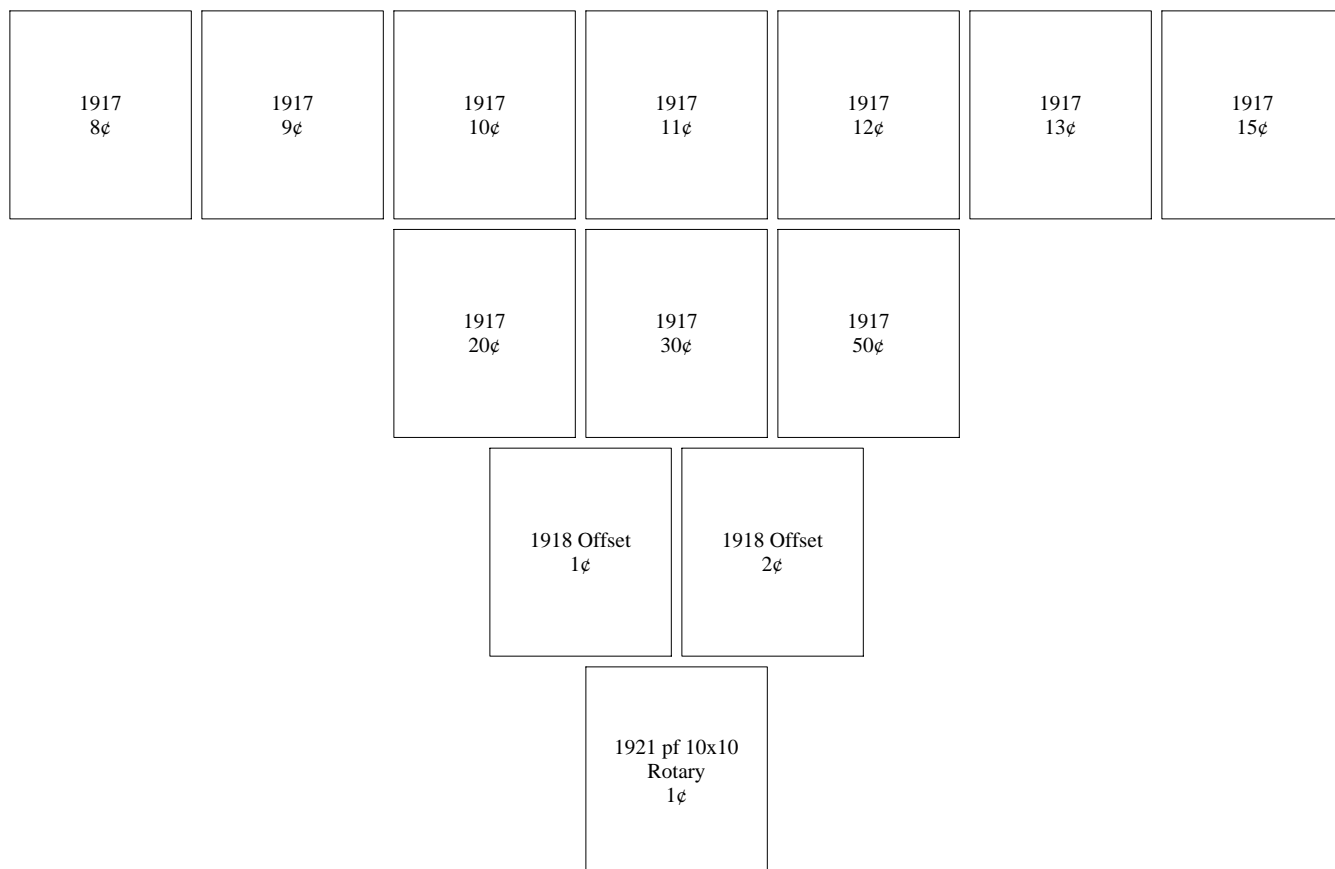
1913 Parcel Post 1¢	1913 Parcel Post 1¢ inverted	1913 Parcel Post 2¢	1913 Parcel Post 4¢
1913 Parcel Post 5¢	1913 Parcel Post 5¢ inverted	1913 Parcel Post 10¢	1913 Parcel Post 15¢
1913 Parcel Post 20¢		1913 Parcel Post 25¢	1913 Parcel Post 25¢ inverted

Seattle - Type L-3 HS


1913 Parcel Post 2¢						
1917 1¢	1917 2¢	1917 3¢	1917 4¢	1917 5¢	1917 6¢	1917 7¢

Washington

Seattle - Type L-3 HS



Seattle - Type L-4 HS



Washington

Seattle - Type L-4 HS

1911
Postage Due
2¢

1912
1¢

1912
8¢

1912
10¢

1913 Panama Pacific
2¢

1913 Panama Pacific
10¢ orange

1914
1¢

1914
2¢

1914
5¢

1914
6¢

1914
8¢

1914
10¢

1914
11¢

1914
12¢

1914
20¢

1916 Coil Perf
10 Horiz
1¢

Washington

Seattle - Type L-4 HS

1916 Coil Perf
10 Vert
1¢

1916 Coil Perf
10 Vert
2¢

1916 Coil Perf
10 Vert
3¢

1917
1¢

1917
2¢

1917
3¢

1917
4c

1917
5¢

1917
6¢

1917
7¢

1917
8¢

1917
9c

1917
10¢

1917
11¢

1917
12¢

1917
13¢

1917
15¢

1917
20¢

1917
30¢

1917
50¢

1917 Documentary
Revenue
1¢

1917 Documentary
Revenue
2¢

1918 Offset
1¢

1918 Offset
2¢

1918 Offset
3¢

Washington

Seattle - Type L-4 HS

1919 Victory
3¢

1920 Pilgrim
1¢

1920 Pilgrim
2¢

1920 Pilgrim
5¢

Seattle - Type L-5 HS

1908
4¢

1913 Parcel Post
10¢

1914
2¢

Washington

Seattle - Type L-5 HS

1916 Coil Perf
10 Horiz
2¢

1917
1¢

1917
2¢

1917
3¢

1917
4¢

1917
5¢

1917
6¢

1917
7¢

1917
8¢

1917
9¢

1917
10¢

1917
12¢

1917
15¢

1917
20¢

1917
30¢

1918 Offset
3¢



1921 pf 10x10
Rotary
1¢

Washington

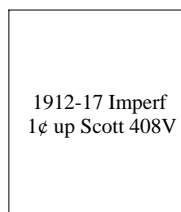
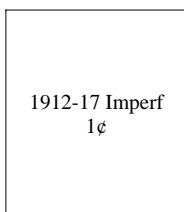
Seattle - Type L-9 HS



Snohomish - Type 713



Spokane - Type 121



Washington

Spokane - Type 121

1914 Coil Flat Perf
10 Horiz
1¢ up

1916 Coil Perf
10 Vert
1¢ up

Spokane - Type 205

1908
3¢

1908
3¢ double

1908
4¢

1908
5¢

1908
6¢

1912
1¢

1912
2¢

1912
7¢

1912
8¢

1912
9¢

1912
10¢

1912
20¢

1912
50¢

Washington

Spokane - Type 205

1914 1¢	1914 1¢ double	1914 2¢	1914 2¢ inverted	1914 3¢	1914 4¢	1914 5¢
1914 5¢ inverted	1914 6¢	1914 6¢ double	1914 7¢	1914 7¢ inverted	1914 8¢	1914 9¢
1914 9¢ double	1914 10¢	1914 11¢	1914 12¢	1914 15¢	1914 20¢	1914 30¢
1917 1¢	1917 1¢ inverted	1917 1¢ double	1917 2¢	1917 2¢ double	1917 3¢	1917 4¢
1917 4¢ double	1917 5¢	1917 5¢ inverted	1917 5¢ double	1917 6¢	1917 6¢ double	1917 7¢
1917 7¢ double	1917 8¢	1917 8¢ double	1917 9¢	1917 9¢ double	1917 10¢	1917 10¢ double

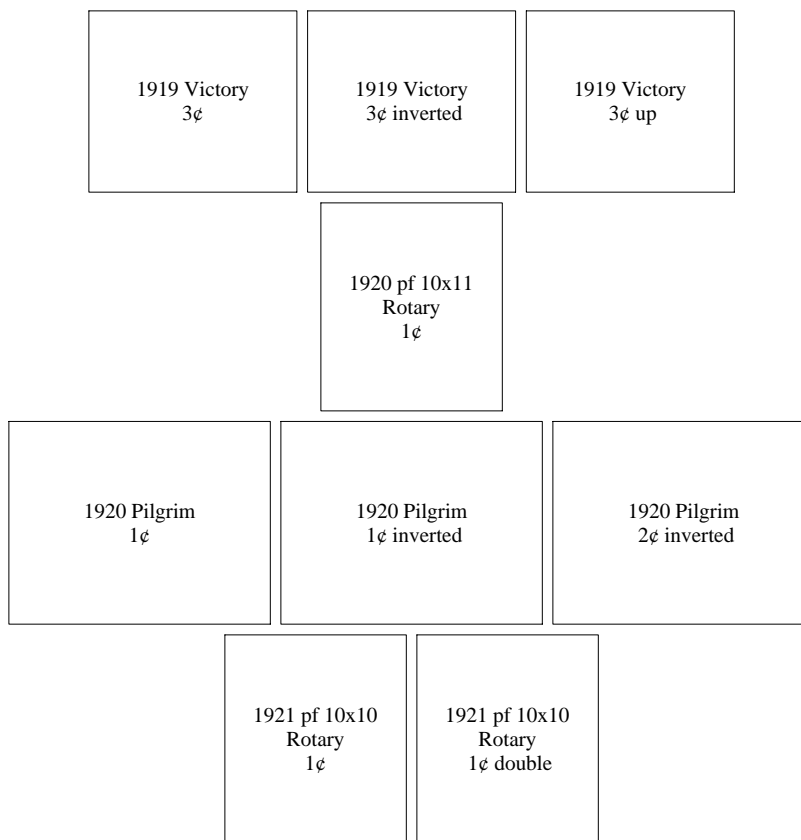
Washington

Spokane - Type 205

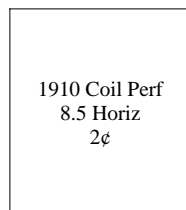
1917 11¢	1917 11¢ double	1917 12¢	1917 12¢ double	1917 13¢	1917 13¢ inverted	1917 15¢
1917 15¢ double	1917 20¢	1917 20¢ inverted	1917 20¢ double	1917 30¢	1917 30¢ double	1917 50¢
1917 Postage Due ½¢	1917 Postage Due 1¢	1917 Postage Due 1¢ double	1917 Postage Due 2¢	1917 Postage Due 2¢ double	1917 Postage Due 3¢	1917 Postage Due 3¢ double
1917 Postage Due 5¢						
1918 Air Post 6¢			1918 Air Post 16¢	1918 Air Post 24¢		
1918 Offset 1¢		1918 Offset 2¢	1918 Offset 3¢	1918 Offset 3¢ double		

Washington

Spokane - Type 205



Sunnyside - Type 466



Washington

Sunnyside - Type 466

1912-17 Imperf 1¢	1912-17 Imperf 2¢
----------------------	----------------------

Sunnyside - Type 533

1917 1¢	1917 2¢	1917 3¢	1917 4¢	1917 5¢	1917 6¢	1917 7¢
1917 8¢	1917 9¢	1917 10¢	1917 11¢	1917 12¢	1917 15¢	1917 20¢
		1917 30¢		1917 50¢		
		1918 Offset 3¢				

Washington

Sunnyside - Type 533

1921 pf 10x10
Rotary
1¢

Tacoma - Type 202

1908
3¢

1908
3¢ double

1908
4¢

1908
4¢ double

1908
6¢

1908
50¢

1911
Postage Due
1¢

1911
Postage Due
1¢ double

1911
Postage Due
2¢

1911
Postage Due
2¢ double

1912
1¢

1912
1¢ double

1912
2¢

1912
2¢ double

1912
7¢

1912
7¢ double

1912
8¢

1912
8¢ double

1912
8¢ triple

1912
9¢

1912
9¢ double

1912
9¢ triple

1912
10¢

1912
10¢ inverted

Washington

Tacoma - Type 202

1912 10¢ double	1912 12¢	1912 12¢ inverted	1912 12¢ double	1912 15¢	1912 20¢	1912 20¢ double
	1912 30¢	1912 30¢ double	1912 50¢	1912 50¢ double		
1913 Parcel Post 1¢	1913 Parcel Post 2¢	1913 Parcel Post 3¢	1913 Parcel Post 4¢			
1913 Parcel Post 5¢	1913 Parcel Post 5¢ double	1913 Parcel Post 20¢	1913 Parcel Post 25¢			
	1913 Parcel Post 75¢	1913 Parcel Post \$1 inverted				
		1913 Parcel Post Postage Due 1¢				

Washington

Tacoma - Type 202

1914 1¢	1914 1¢ double	1914 2¢	1914 3¢	1914 4¢	1914 5¢	1914 6¢
1914 6¢ double	1914 7¢	1914 7¢ double	1914 8¢	1914 9¢	1914 10¢	1914 11¢
		1914 11¢ double	1914 15¢	1914 30¢		
		1914 Postage Due 1¢	1914 Postage Due 2¢	1914 Postage Due 10¢		
1917 1¢	1917 1¢ inverted	1917 1¢ double	1917 2¢	1917 2¢ double	1917 3¢	1917 4¢
1917 5¢	1917 5¢ inverted	1917 6¢	1917 7¢	1917 8¢	1917 8¢ inverted	1917 9¢

Washington

Tacoma - Type 202

1917 9¢ double	1917 10¢	1917 10¢ double	1917 11¢	1917 11¢ inverted	1917 12¢	1917 13¢
1917 15¢	1917 20¢	1917 30¢	1917 30¢ double	1917 50¢	1917 50¢ double	
	1917 Documentary Revenue 1¢	1917 Documentary Revenue 2¢	1917 Documentary Revenue 2¢ up			
	1917 Postage Due 1¢	1917 Postage Due 2¢	1917 Postage Due 3¢			
1918 Offset 1¢	1918 Offset 2¢	1918 Offset 3¢	1918 Offset 3¢ inverted			
		1919 Victory 3¢ up				

Washington

Tacoma - Type 225

1917 1¢	1917 4¢	1917 6¢	1917 7¢	1917 8¢	1917 9¢	1917 10¢
1917 11¢	1917 12¢	1917 13¢	1917 15¢	1917 20¢	1917 30¢	1917 50¢
1917 \$1						
1917 Postage Due ½¢	1917 Postage Due 1¢	1917 Postage Due 2¢	1917 Postage Due 2¢ inverted	1917 Postage Due 3¢	1917 Postage Due 5¢	1917 Postage Due 10¢
1918 Air Post 16¢ down		1918 Air Post 16¢ double down				
1918 Offset 2¢		1918 Offset 3¢				

Washington

Tacoma - Type 225

1921 pf 10x10 Rotary 1¢	1921 pf 10x10 Rotary 1¢ double
-------------------------------	--------------------------------------

Tacoma - Type 243

1917 Postage Due 2¢	1917 Postage Due 2¢ inverted
---------------------------	------------------------------------

Tacoma - Type L-1 M

1908 1¢	1908 1¢ ".*.*" between	1908 1¢ "*****" between	1908 1¢ "::::" between	1908 1¢ inverted	1908 1¢ double	1908 2¢
------------	---------------------------	----------------------------	---------------------------	---------------------	-------------------	------------

Washington

Tacoma - Type L-1 M

1908 2¢ "*_*_*" between	1908 2¢ "*****" between	1908 2¢ "::::" between	1908 2¢ inverted	1908 2¢ double	1908 3¢	1908 3¢ "*_*_*" between
1908 3¢ "*****" between	1908 3¢ "::::" between	1908 3¢ inverted	1908 3¢ double	1908 4¢	1908 4¢ "*_*_*" between	1908 4¢ "*****" between
1908 4¢ "::::" between	1908 4¢ inverted	1908 4¢ double	1908 5¢	1908 5¢ "*_*_*" between	1908 5¢ "*****" between	1908 5¢ "::::" between
1908 5¢ inverted	1908 5¢ double	1908 6¢	1908 6¢ "*_*_*" between	1908 6¢ "*****" between	1908 6¢ "::::" between	1908 6¢ inverted
1908 6¢ double	1908 8¢	1908 8¢ double	1908 10¢	1908 13¢	1908 15¢	1908 50¢
			1909 Lincoln 2¢			


Washington

Tacoma - Type L-1 M






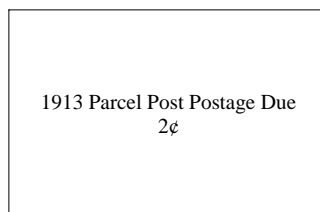
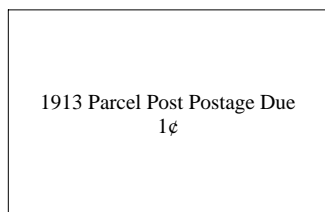
1911 Postage Due 1¢	1911 Postage Due 1¢ inverted	1911 Postage Due 1¢ double	1911 Postage Due 2¢	1911 Postage Due 2¢ inverted	1911 Postage Due 2¢ double	1911 Postage Due 3¢
1911 Postage Due 3¢ double	1911 Postage Due 5¢	1911 Postage Due 5¢ inverted	1911 Postage Due 5¢ double	1911 Postage Due 10¢	1911 Postage Due 10¢ inverted	1911 Postage Due 10¢ double
1911 Registration 10¢						
1912 1¢	1912 1¢ double	1912 1¢ triple	1912 2¢	1912 2¢ "*_*_*" between	1912 2¢ "*****" between	1912 2¢ "::::" between
1912 2¢ double	1912 8¢	1912 8¢ "*_*_*" between	1912 8¢ "*****" between	1912 8¢ "::::" between	1912 10¢	1912 10¢ "*_*_*" between
1912 10¢ "*****" between	1912 10¢ "::::" between	1912 15¢	1912 15¢ "*_*_*" between	1912 15¢ "*****" between	1912 15¢ "::::" between	

Washington

Tacoma - Type L-1 M



Tacoma - Type L-2 HS



Washington

Tacoma - Type L-3 M

1913 Parcel Post
1¢

1913 Parcel Post
1¢ inverted

1913 Parcel Post
1¢ double

1913 Parcel Post
2¢

1913 Parcel Post
2¢ double

1913 Parcel Post
2¢ triple

1913 Parcel Post
3¢ inverted

1913 Parcel Post
4¢ inverted

1913 Parcel Post
4¢ double invert

1913 Parcel Post
5¢ inverted

1913 Parcel Post
10¢ inverted

1913 Parcel Post
15¢ inverted

1913 Parcel Post
20¢

1913 Parcel Post
25¢

1913 Parcel Post
25¢ inverted

1913 Parcel Post
25¢ double

1913 Parcel Post
25¢ double invert

1913 Parcel Post
25¢ double (NU)

1913 Parcel Post
75¢ inverted

1913 Parcel Post
75¢ double invert

1913 Parcel Post
75¢ double up

Washington

Tacoma - Type L-3 M

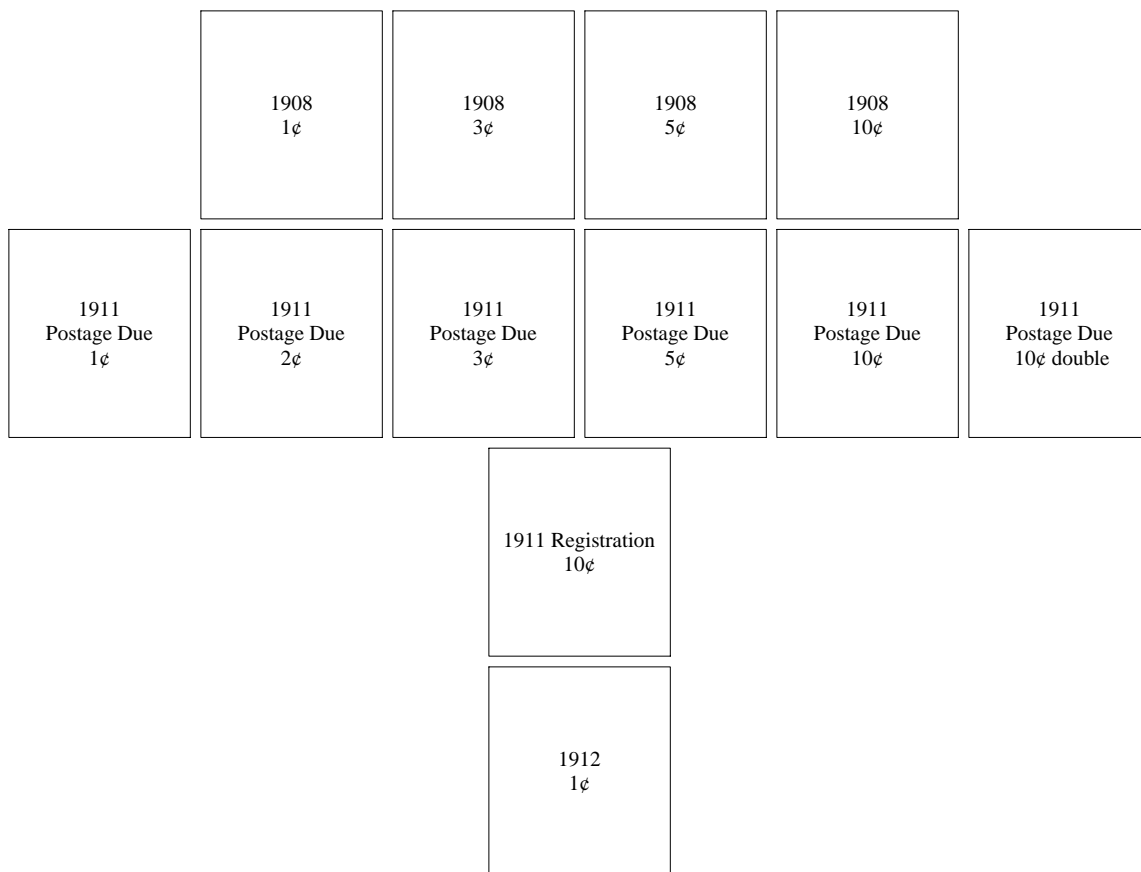
1913 Parcel Post Postage Due 1¢	1913 Parcel Post Postage Due 1¢ double	1913 Parcel Post Postage Due 2¢	1913 Parcel Post Postage Due 2¢ inverted
1913 Parcel Post Postage Due 2¢ double	1913 Parcel Post Postage Due 5¢	1913 Parcel Post Postage Due 5¢ inverted	1913 Parcel Post Postage Due 10¢ inverted

Tacoma - Type L-4 M


1913 Panama Pacific 1¢	1913 Panama Pacific 1¢ double	1913 Panama Pacific 5¢	1913 Panama Pacific 5¢ double
---------------------------	----------------------------------	---------------------------	----------------------------------

Washington

Tacoma - Type L-5 M



Tacoma - Type L-6 M



Washington

Tekoa - Type 479

1917 Postage Due 1¢	1917 Postage Due 5¢
---------------------------	---------------------------

Vancouver - Type 513

1908 1¢
1908 Imperf 1¢
1912-17 Imperf 1¢
1913 Panama Pacific 1¢

Washington

Vancouver - Type 513

1913 Parcel Post
1¢

1913 Parcel Post
2¢

1913 Parcel Post
3¢

1913 Parcel Post
4¢

1913 Parcel Post
5¢

1917
1¢

1917
2¢

1917
4¢

1917
5¢

1917
6¢

1917
7¢

1917
8¢

1917
9¢

1917
10¢

1917
11¢

1917
12¢

1917
13¢

1917
15¢

1917
20¢

1917
30¢

1917
50¢

1917
Postage Due
½¢

1917
Postage Due
1¢

1917
Postage Due
2¢

1917
Postage Due
3¢

1917
Postage Due
5¢

Washington

Vancouver - Type 513

1918 Offset
3¢

1919 pf 11x10
Rotary
1¢

1919 pf 11x10
Rotary
2¢

1919 Victory
3¢


1920 Pilgrim
1¢

1920 Pilgrim
2¢

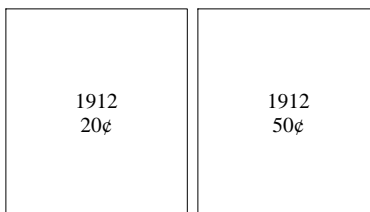

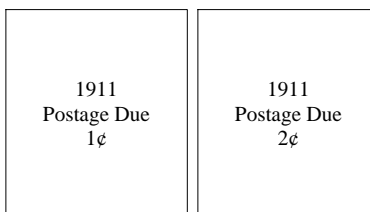
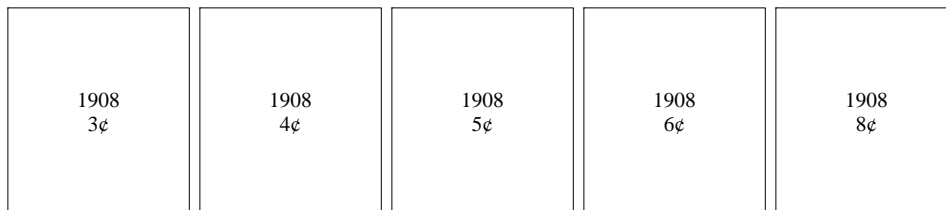
1921 pf 10x10
Rotary
1¢

Washington

Vancouver - Type 713



Vancouver - Type L-1 HS



Washington

Vancouver - Type L-1 HS

1913 Panama Pacific 1¢		1913 Panama Pacific 2¢		1913 Panama Pacific 5¢		1913 Panama Pacific 10¢ yellow	
1913 Parcel Post 1¢		1913 Parcel Post 2¢		1913 Parcel Post 3¢		1913 Parcel Post 4¢	
1913 Parcel Post 5¢		1913 Parcel Post 10¢		1913 Parcel Post 15¢		1913 Parcel Post 20¢	
1913 Parcel Post 25¢		1913 Parcel Post 50¢		1913 Parcel Post 75¢		1913 Parcel Post \$1	
1913 Parcel Post Postage Due 1¢		1913 Parcel Post Postage Due 2¢		1913 Parcel Post Postage Due 5¢		1913 Parcel Post Postage Due 10¢	
1914 1¢	1914 2¢	1914 3¢	1914 4¢	1914 5¢	1914 6¢	1914 7¢	

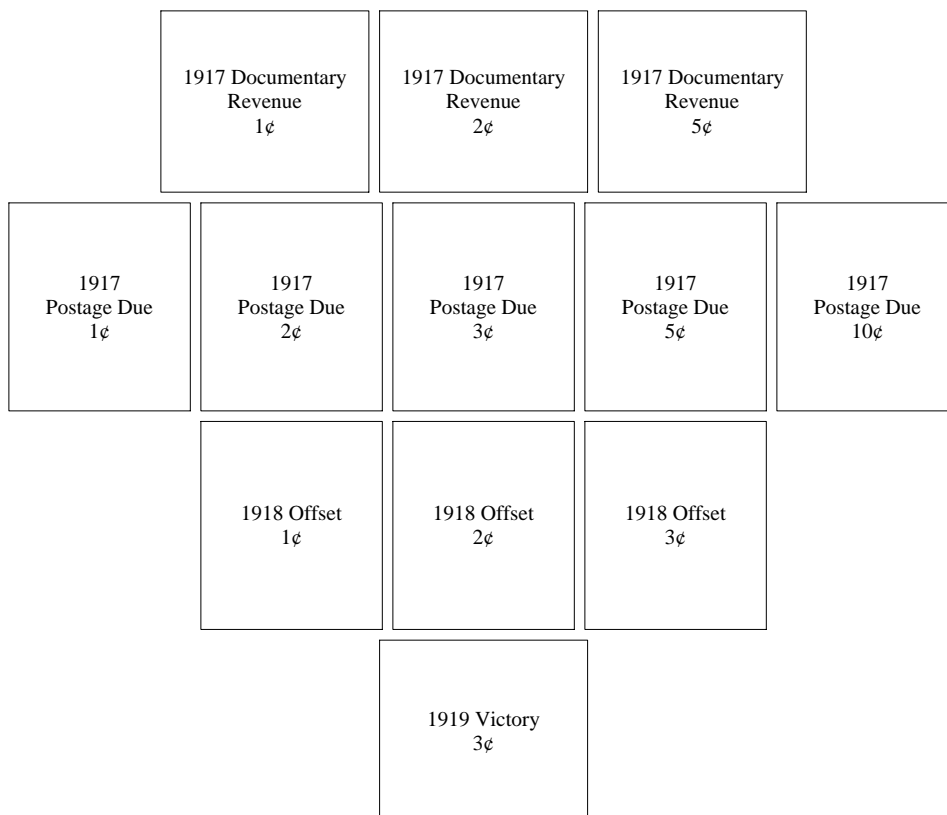
Washington

Vancouver - Type L-1 HS


1914 8¢	1914 9¢	1914 10¢	1914 11¢	1914 12¢	1914 20¢	1914 30¢
1914 50¢						
1914 Postage Due 1¢		1914 Postage Due 2¢				
1917 1¢	1917 2¢	1917 3¢	1917 4¢	1917 5¢	1917 6¢	1917 7¢
1917 8¢	1917 9¢	1917 10¢	1917 11¢	1917 12¢	1917 13¢	1917 15¢
		1917 20¢	1917 30¢	1917 50¢		

Washington

Vancouver - Type L-1 HS



Vancouver - Type L-2 HS



Washington

Walla Walla - Type 462

1913 Parcel Post
25¢

1913 Parcel Post
75¢

1914
1¢

1914
2¢

1914
3¢

1914
4¢

1914
5¢

1914
6¢

1914
7¢

1914
8¢

1914
9¢

1914
10¢

1914
11¢

1914
12¢

1914
15¢

1914
20¢

1917
1¢

1917
2¢

1917
3¢

1917
4¢

1917
5¢

1917
6¢

1917
7¢

1917
8¢

1917
9¢

1917
10¢

1917
11¢

1917
12¢

1917
13¢

1917
15¢

1917
20¢

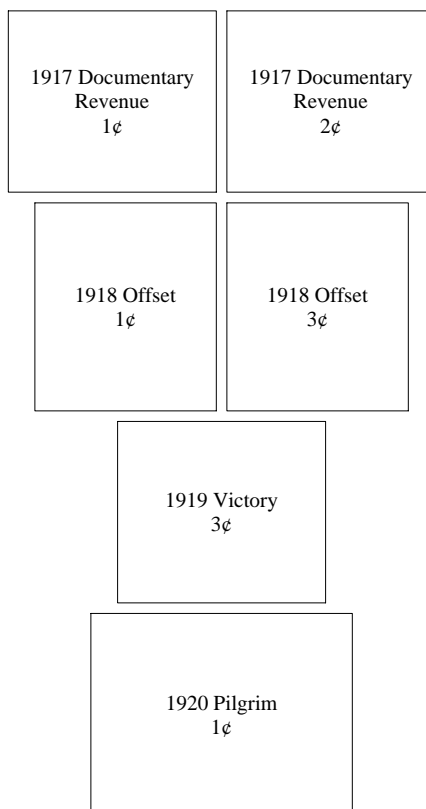
1917
30¢

1917
50¢


1917
\$1

Washington

Walla Walla - Type 462

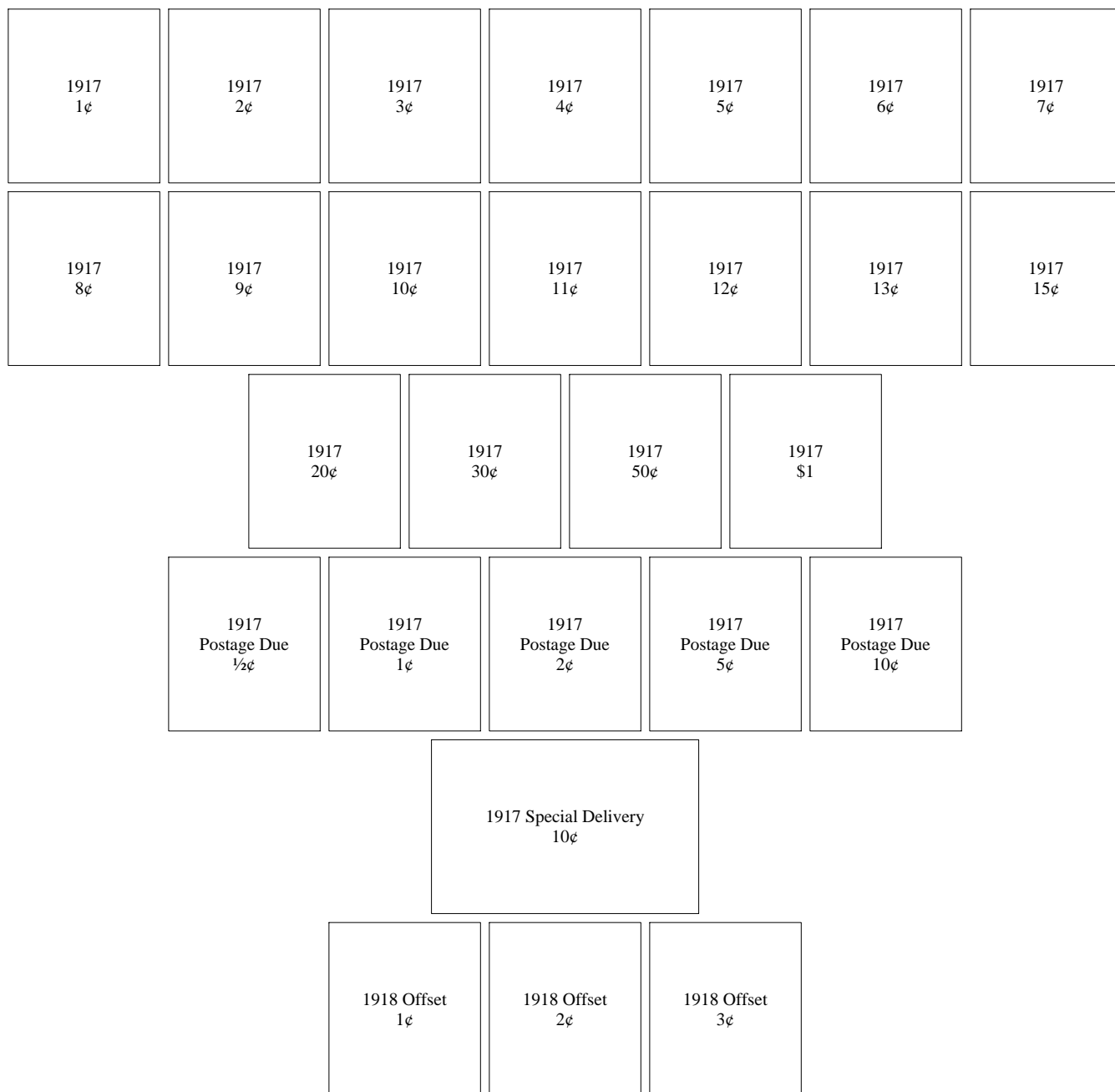


Walla Walla - Type 513



Washington

Walla Walla - Type 513



Washington

Walla Walla - Type 513

1919 Victory
3¢

1921 pf 10x10
Rotary
1¢

Walla Walla - Type 713

1917
Postage Due
1¢

Washington

Wenatchee - Type 513 NC

1917
6¢

1917
7¢

1917
8¢

1917
9¢

1917
11¢

1917
12¢

1917
15¢

1917
20¢

1917
50¢

Wenatchee - Type 513 WC

1917
4¢

1917
6¢

1917
7¢

1917
8¢

1917
9¢

1917
10¢

1917
11¢

1917
12¢

1917
15¢

1917
20¢

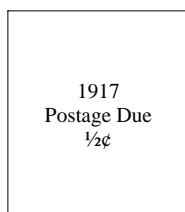
1917
30¢

1917
50¢

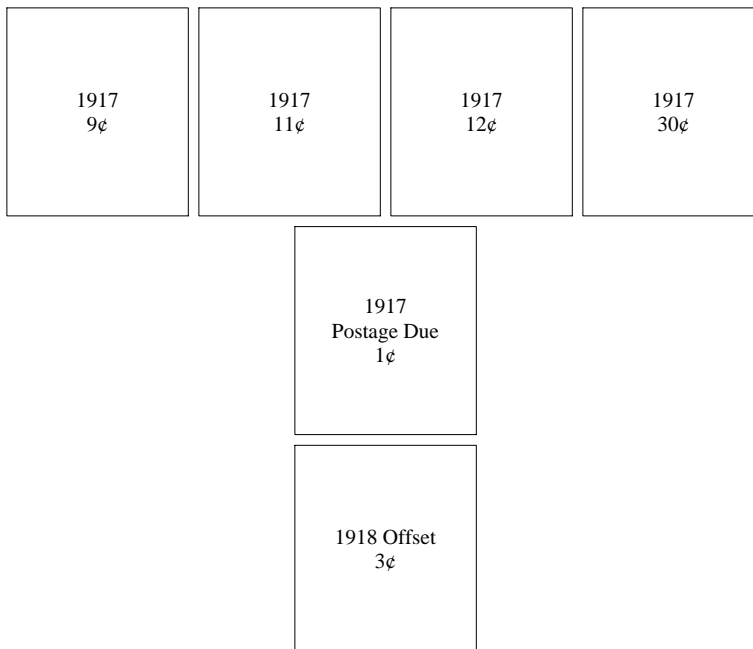
1918 Offset
3¢

Washington

Wilbur - Type 701



Winlock - Type L-1 HS



Washington

Yakima - Type 563

1917 6¢	1917 9¢	1917 12¢	1917 50¢
1918 Offset 3¢			

Yakima - Type L-1 HS

1917 1¢	1917 2¢	1917 4¢	1917 5¢	1917 6¢	1917 7¢	1917 8¢
1917 9¢	1917 10¢	1917 11¢	1917 12¢	1917 15¢	1917 20¢	1917 30¢
1917 50¢						

Washington

Yakima - Type L-1 HS

1917 Documentary
Revenue
3¢

1918 Offset
3¢